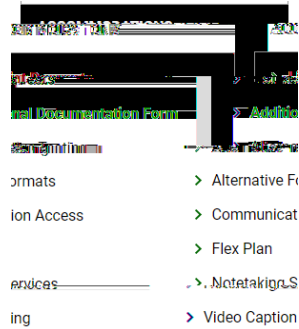



## How to Submit a Flex Plan

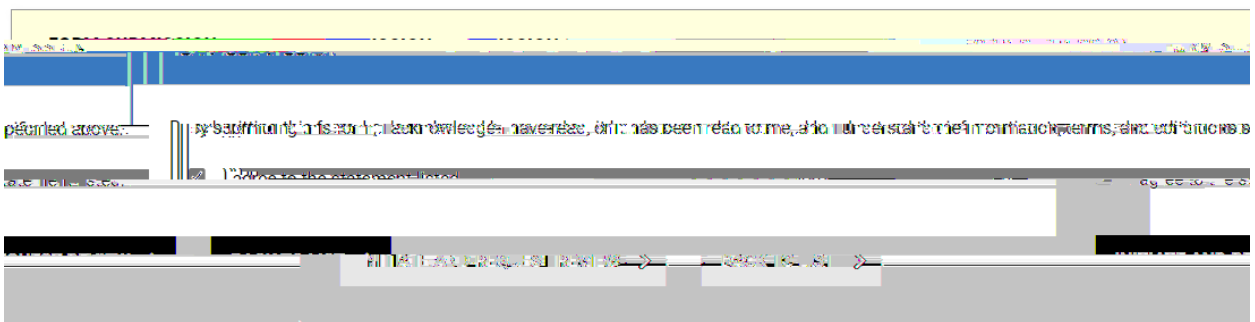
Log into STARS and select Flex Plan under the Accommodations menu on the left-hand side of the screen.



Scroll down to List Requests for Flex Plan and select Initiate, by the plan in which you intend to fill out



Answer the questions according to the conversation you had with your instructor. Once all questions are answered, agree to the submission statement and press initiate and request review.



When your form has been submitted, you can scroll down and see the updated status of your Flex Plan, under List Requests for Flex Plan. If you have multiple flex plans to submit, return to this screen and restart the process.

